



Теплообменники SPN

Технические характеристики

По вопросам продаж и поддержки обращайтесь:

Архангельск (8182)63-90-72

Астана +7(7172)727-132

Белгород (4722)40-23-64

Брянск (4832)59-03-52

Владивосток (423)249-28-31

Волгоград (844)278-03-48

Вологда (8172)26-41-59

Воронеж (473)204-51-73

Екатеринбург (343)384-55-89

Иваново (4932)77-34-06

Ижевск (3412)26-03-58

Казань (843)206-01-48

Калининград (4012)72-03-81

Калуга (4842)92-23-67

Кемерово (3842)65-04-62

Киров (8332)68-02-04

Краснодар (861)203-40-90

Красноярск (391)204-63-61

Курск (4712)77-13-04

Липецк (4742)52-20-81

Магнитогорск (3519)55-03-13

Москва (495)268-04-70

Мурманск (8152)59-64-93

Набережные Челны (8552)20-53-41

Нижний Новгород (831)429-08-12

Новокузнецк (3843)20-46-81

Новосибирск (383)227-86-73

Орел (4862)44-53-42

Оренбург (3532)37-68-04

Пенза (8412)22-31-16

Пермь (342)205-81-47

Ростов-на-Дону (863)308-18-15

Рязань (4912)46-61-64

Самара (846)206-03-16

Санкт-Петербург (812)309-46-40

Саратов (845)249-38-78

Смоленск (4812)29-41-54

Сочи (862)225-72-31

Ставрополь (8652)20-65-13

Тверь (4822)63-31-35

Томск (3822)98-41-53

Тула (4872)74-02-29

Тюмень (3452)66-21-18

Ульяновск (8422)24-23-59

Уфа (347)229-48-12

Челябинск (351)202-03-61

Череповец (8202)49-02-64

Ярославль (4852)69-52-93

сайт: www.ciat.nt-rt.ru | эл. почта: cta@nt-rt.ru



→ Heat exchange coils
Air-to-liquid / Air-to-steam / Air-to-refrigerant

“*Made-to-measure dimensions*
Large choice
of configurations and materials”



From 500 to 250 000 m³/h

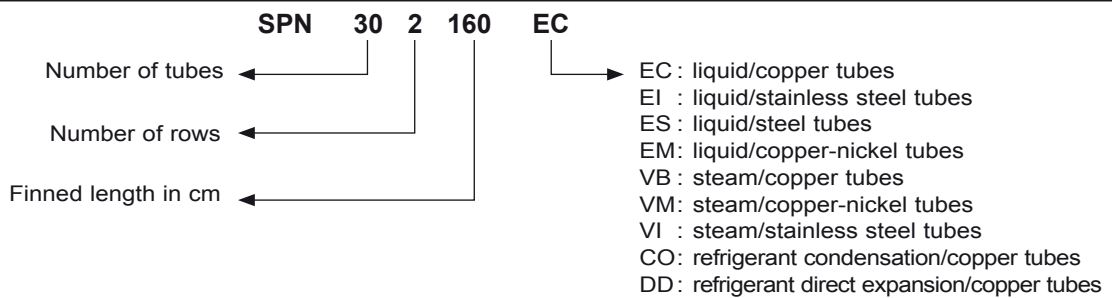
SPN

USE

Depending on their design, these coils are intended to:

- Heat or cool air:
 - Heat air by circulating a hot fluid inside the tubes (water, glycol/water mix, thermal fluid, etc.), or by condensing a refrigerant or steam.
 - Cool air by circulating a cold fluid inside the tubes (water, glycol/water mix, thermal fluid, etc.), or by evaporating a refrigerant.
- Heat or cool a fluid inside the tubes using hot or cold air.
- Condense or evaporate a refrigerant inside the tubes using hot or cold air.
- Condense steam inside the tubes using cold air.

DESCRIPTION



LIMITS OF USE

Fluid	Tube material	Manifolds	Maximum permitted	
			Temperature (°C)	Pressure (Bar Eff.)
Liquid	Copper	Steel or Copper	125	15
	Steel or Stainless steel	Steel or Stainless steel Ø ≤ 60.3	250	23
		Steel or Stainless steel Ø > 60.3		16
	Copper-nickel	Steel ≤ 60.3 or Copper-nickel	200	23
	Steel > 60.3	16		
Steam	Copper-nickel	Steel or Copper-nickel	200	12
	Stainless steel	Stainless steel Ø ≤ 60.3	210	17
		Stainless steel Ø > 60.3		16
Refrigerant	R410A	Copper ≤ 34.92	125	42
	R404A	Copper	125	30
	Other	Copper	125	29

DESCRIPTION

Each coil is tested either using an underwater air sealing test or a hydraulic test, depending on the model.
This equipment complies with directive 97/23/EC.

■ **Finned bundle:** a range of combinations are available

Tubes		Blades					Finned length LT (mm)		Pipe internal
Material	Ø (mm)	Thickness (mm)	Layout of tubes	Available material	Thickness (mm)	Intervals (mm)	Min	Max	
Copper	7.94	0.305	Q	ALU	0.095	1.2 to 2.1	180	1350	Liquid
	9.52	0.3	Q	ALU	0.10	1.6 to 2.8	300	3900	Liquid
				AP	0.11	1.6 to 3			
	12.7	0.38	Q	ALU	0.10	1.6 to 2.8	350	2500	Liquid
				AP	0.11	1.6 to 3			
		0.38 0.68	Q	ALU	0.10	1.6 to 3	400	6000	Liquid
				AP	0.11	1.6 to 3.2			
	15.87	0.45 1	A	ALU - AP - Copper	0.14	1.8 to 4	300	6000	Liquid
			A	ALU	0.29	2.1 to 6			
			Q	ALU	0.11	1.6 to 4			
AP - Copper				0.12					
Copper with internal grooves	9.52	0.34	Q	ALU	0.10	1.6 to 2.8	300	3900	Refrigerant
				AP	0.11	1.6 to 3			
	12.7	0.36	Q	ALU	0.10	1.6 to 2.8	300	2500	Refrigerant Condensation
				AP	0.11	1.6 to 3			
				ALU	0.10	1.6 to 3	400	6000	
				AP	0.11	1.6 to 3.2			
				Copper	0.12	1.6 to 3.2			
				ALU	0.10	1.6 to 2.8	350	2500	
	AP	0.11	1.6 to 3						
	Copper-nickel	16	1	A	ALU - AP - Copper	0.14	1.8 to 4	300	6000
A				ALU	0.29	2.1 to 6			
Q				ALU	0.11	1.6 to 4			
				AP - Copper	0.12				
Steel	16	1	A	ALU - AP - Copper	0.14	1.8 to 4	300	6000	Liquid
			A	ALU	0.29	2.1 to 6			
			Q	ALU	0.11	1.6 to 4			
				AP - Copper	0.12				
Stainless steel	16	1	A	ALU - AP - Copper	0.14	1.8 to 4	300	6000	Liquid or Steam
			A	ALU	0.29	2.1 to 6			
			Q	ALU	0.11	1.6 to 4			
				AP - Copper	0.12				

ALU = aluminium

AP = aluminium, precoated

Q = offset tubes

A = aligned tubes

Finned height (HT):

HT = No. of tubes x 32 for tubes of 7.94 – 9.52 -12.7 – HT = No. of tubes x 40 for tubes of 15.87 or 16

Min = 192 mm for tubes of 7.94 – 9.52 -12.7 – 80 mm for tubes of 15.87 or 16

Max = 2560 mm (warning: for HT ≥ 2240 mm, transport as oversized cargo)

■ **Manifolds/tubes:**

Tubes	Material			
	Copper	Steel	Stainless steel	Copper-nickel
Manifolds/tubes	Copper or Steel	Steel	Stainless steel	Steel or Copper-nickel

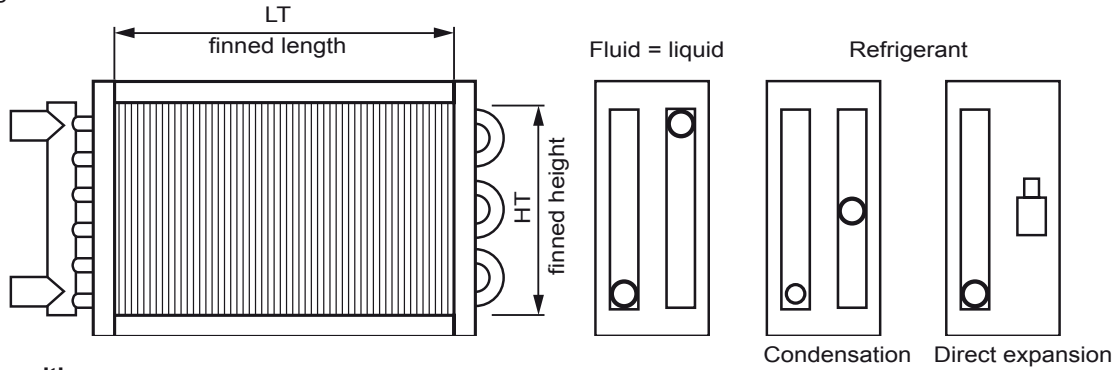
Connections using smooth tubes

■ **Galvanised steel frame, drilled,** with lifting ring for handling

3 Configurations

■ Coil with simple frame

From 1 to 8 rows
Frame tightness: none



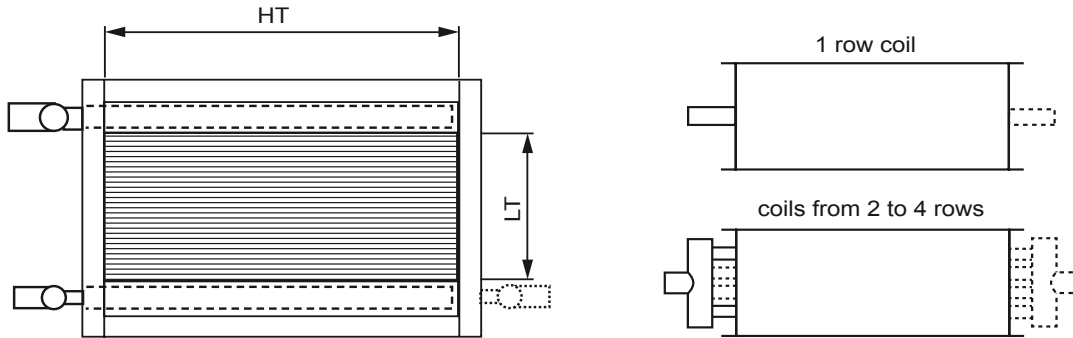
Operating position:

Horizontal air flow	Piping to the right in the air flow direction D090		Piping to the left in the air flow direction G090	
Vertical air flow for air preheating coil only	Air from bottom to top H090		Air from top to bottom B090	

■ Steam coil with vertical tubing

Steam condensation coil with vertical tubing
Connection to the same side or opposite side

From 1 to 4 rows
Frame tightness: air pressure = 300 mmWC (max eff.)

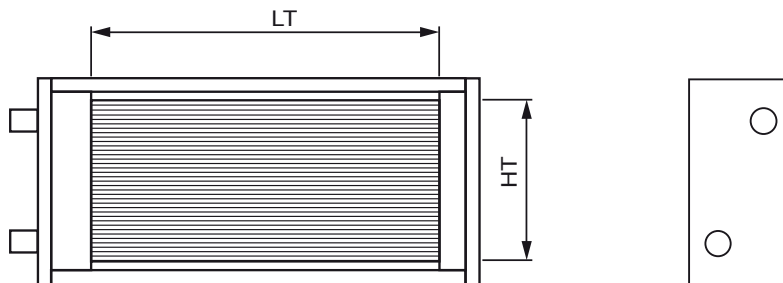


Operating position: horizontal air flow only

■ Cased coil

From 1 to 8 rows
Frame tightness: air pressure = 300 mmWC (max eff.)

Other pressure: please consult us



Operating position:

Horizontal air flow	Piping to the right in the air flow direction D090		Piping to the left in the air flow direction G090	
Vertical air flow for air preheating coil only	Air from bottom to top H090		Air from top to bottom B090	

Other position: please consult us

OPTIONS

	SPN	SPN Steam Vertical Tubing	SPN Cased
Frame drilling to customer request	•	•	•
Flanges PN16 / PN40 - Steel/Stainless steel	•	•	•
Companion flanges, seals and bolts	•	•	•
Threaded tubes	•		•
Stainless steel frame	•	•	•
Metal droplet eliminator	•		•
Stainless steel droplet eliminator	•		•
High speed droplet eliminator	•		•
Stainless steel condensate pan	•		•
Galvanised closure plate, thickness 30/10	•		
Stainless steel closure plate, thickness 25/10	•		
ALTENA / BLYGOLD coating or equivalent	•	•	•
HERESITE coating	•	•	•
F1/SG FILTER			•
F2/G4 FILTER			•

- Available options



По вопросам продаж и поддержки обращайтесь:

Архангельск (8182)63-90-72

Астана +7(7172)727-132

Белгород (4722)40-23-64

Брянск (4832)59-03-52

Владивосток (423)249-28-31

Волгоград (844)278-03-48

Вологда (8172)26-41-59

Воронеж (473)204-51-73

Екатеринбург (343)384-55-89

Иваново (4932)77-34-06

Ижевск (3412)26-03-58

Казань (843)206-01-48

Калининград (4012)72-03-81

Калуга (4842)92-23-67

Кемерово (3842)65-04-62

Киров (8332)68-02-04

Краснодар (861)203-40-90

Красноярск (391)204-63-61

Курск (4712)77-13-04

Липецк (4742)52-20-81

Магнитогорск (3519)55-03-13

Москва (495)268-04-70

Мурманск (8152)59-64-93

Набережные Челны (8552)20-53-41

Нижний Новгород (831)429-08-12

Новокузнецк (3843)20-46-81

Новосибирск (383)227-86-73

Орел (4862)44-53-42

Оренбург (3532)37-68-04

Пенза (8412)22-31-16

Пермь (342)205-81-47

Ростов-на-Дону (863)308-18-15

Рязань (4912)46-61-64

Самара (846)206-03-16

Санкт-Петербург (812)309-46-40

Саратов (845)249-38-78

Смоленск (4812)29-41-54

Сочи (862)225-72-31

Ставрополь (8652)20-65-13

Тверь (4822)63-31-35

Томск (3822)98-41-53

Тула (4872)74-02-29

Тюмень (3452)66-21-18

Ульяновск (8422)24-23-59

Уфа (347)229-48-12

Челябинск (351)202-03-61

Череповец (8202)49-02-64

Ярославль (4852)69-52-93

сайт: www.ciat.nt-rt.ru | эл. почта: cta@nt-rt.ru